

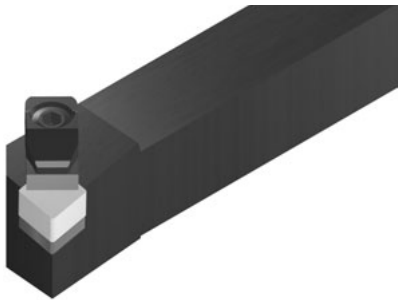
Tool Holders for Ceramic



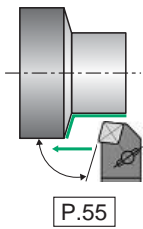
External Holder **P.54**

Boring Bars **P.73**

Clamp-On Type

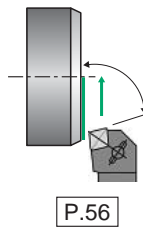


CCBN 75°



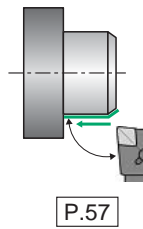
P.55

CCKN 75°



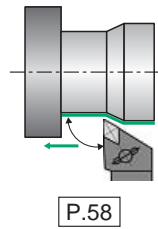
P.56

CCLN 95°



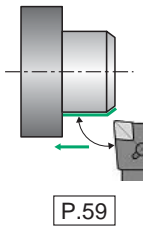
P.57

CDJN 93°



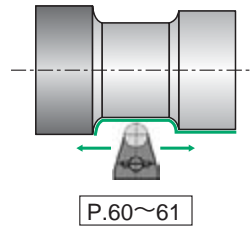
P.58

CELN 97.5°



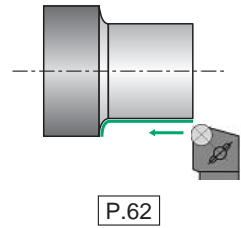
P.59

CRDC / CRDN



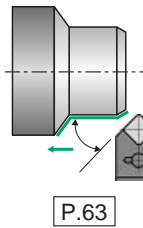
P.60~61

CRGN



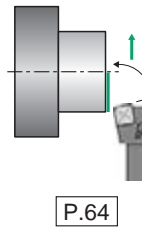
P.62

CSDN 45°



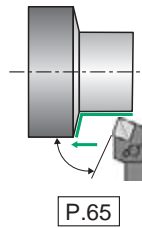
P.63

CSKN 75°



P.64

CSRN 75°

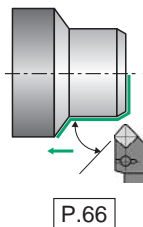


P.65

Notch Type

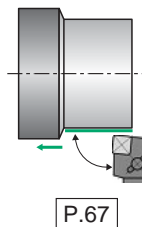


CSSN 45°



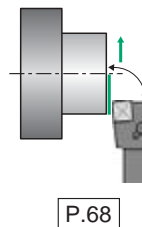
P.66

CSXN 85°



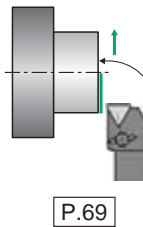
P.67

CSYN 85°



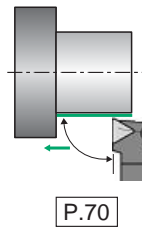
P.68

CTFN 90°



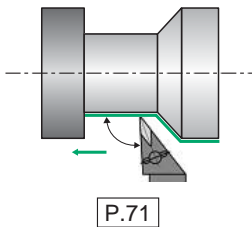
P.69

CTGN 90°



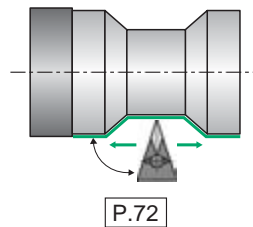
P.70

CVJN 93°



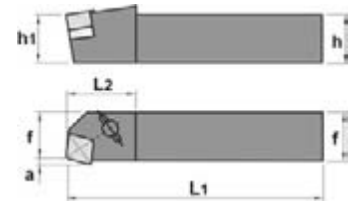

P.71

CVVN 62.5°



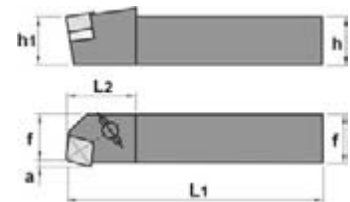

P.72

Tool Holders for Ceramic Insert



● CCBN - 75°

		h=h1	b	L1	L2	f	a	Insert	
Ref.	CCBN ^{R/L} 2020 K12	20	20	125	33	17	3.1	CNGN 1204	CNGN 1207
	2520 M12	25	20	150	32	17	3.1		
	2525 M12	25	25	150	32	22	3.1		
	3225 P12	32	25	170	32	22	3.1	CNGN 1607	CNGN 1607
	2525 M16 - CD	25	25	150	35	27	3.82		
	3225 P16 - CD	32	25	170	35	27	3.82		
		Clamp		Clamping screw					
Parts	CCBN ^{R/L} 2020 K12	CC08M	BS0829W		-	ASN423 ASN433	M3×12	LW-4	SR08
	2520 M12		BS0835W						
	2525 M12								
	3225 P12								
	2525 M16 - CD	2417		9414	ISSN 533	1180			
	3225 P16 - CD								

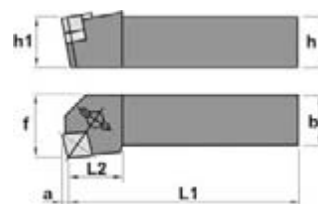


● CCBN - CX 75°

		h=h1	b	L1	L2	f	a	Insert	
Ref.	CCBN ^{R/L} 2525 M12 - 7CX	25	25	150	32	22	3.1	CNGX 1207	
	3225 P12 - 7CX	32	25	170	32	22	3.1		
	2525 M16 - CX	25	25	150	35	27	3.82	CNGX 1607	
	3225 P16 - CX	32	25	170	35	27	3.82		
Parts	CCBN ^{R/L} 2525 M12 - 7CX	2471		ICSN 432		1180	LW-4		
	3225 P12 - 7CX								
	2525 M16 - CX	2415		ICSN 533					
	3225 P16 - CX			ICSN 533					

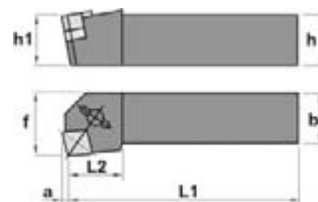
	CNG.		d	s	CNGN	CNGX	
	Ref.	CNG..1204		12.7	4.76		
		CNG..1207		12.7	7.94		
		CNG..1607		15.875	7.94		

Tool Holders for Ceramic Insert



● CCKN - 75°

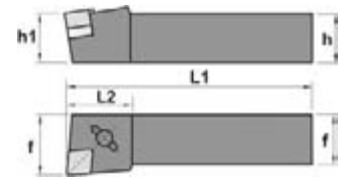
		h=h1	b	L1	L2	f	a	Insert		
Ref.	CCKN ^{R/L} 2020 K12	20	20	125	30	25	3.1	CNGN 1204	CNGN 1207	
	2520 M12	25	20	150	30	25	3.1			
	2525 M12	25	25	150	30	32	3.1			
	3225 P12	32	25	170	30	32	3.1			
Parts	CCKN ^{R/L} 2020 K12	CC08M	BS0829W		-	ASN423 ASN433	M3×12	LW-4	SR08	
	2520 M12		BS0835W							
	2525 M12									
	3225 P12									



● CCKN - CX 75°

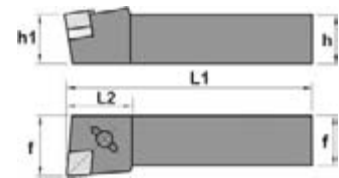

		h=h1	b	L1	L2	f	a	Insert		
Ref.	CCKN ^{R/L} 2525 M12 - 7CX	25	25	150	32	22	3.1	CNGX 1207		
	3225 P12 - 7CX	32	25	170	32	22	3.1	CNGX 1207		
Parts	CCKN ^{R/L} 2525 M12 - 7CX	2471			ICSN 432		1160	LW-4		
	3225 P12 - 7CX				ICSN 432					

Ref.	CNG.	d	s	CNGN	CNGX
	CNG..1204	12.7	4.76		
	CNG..1207	12.7	7.94		



● CCLN - 95°

		h=h1	b	L1	L2	f	Insert		
Ref.	CCLN ^{R/L} 2020 K12	20	20	125	32	25	CNGN 1204	CNGN 1207	
	2520 M12	25	20	150	32	25			
	2525 M12	25	25	150	32	32			
	3225 P12	32	25	170	32	32	CNGN 1607		
	2525 M16 - CD	25	25	150	35	35			
	3225 P16 - CD	32	25	170	35	35			
		Clamp		Clamping screw					
Parts	CCLN ^{R/L} 2020 K12	CC08M	BS0829W	-	ACN422	M3×12	LW-4	SR08	
	2520 M12		BS0835W						
	2525 M12								
	3225 P12	2417		9414	ICSN 533	1160	-		
	2525 M16 - CD	2417		9414	ICSN 533	1160	-		
	3225 P16 - CD	2417		9414	ICSN 533	1160	-		

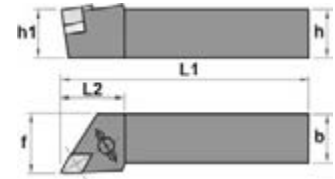



● CCLN - CX 95°

		h=h1	b	L1	L2	f	Insert		
Ref.	CCLN ^{R/L} 2525 M12 - 7CX	25	25	150	35	32	CNGX 1207		
	3225 P12 - 7CX	32	25	170	35	32			
	2525 M16 - CX	25	25	150	35	35	CNGX 1607		
	3225 P16 - CX	32	25	170	35	35			
Parts	CCLN ^{R/L} 2525 M12 - 7CX	2471	ICSN 432		1160	LW-4			
	3225 P12 - 7CX								
	2525 M16 - CX								
	3225 P16 - CX								

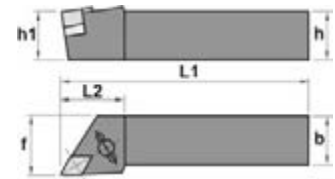
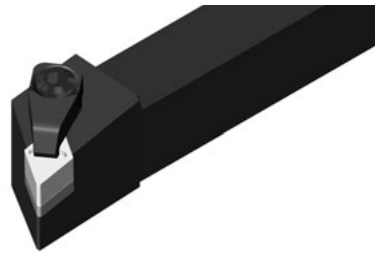
	CNG.		d	s	CNGN	CNGX
	Ref.	CNG..1204	12.7	4.76		
		CNG..1207	12.7	7.94		
		CNG..1607	15.875	7.94		

Tool Holders for Ceramic Insert



● CDJN - 93°


		h=h1	b	L1	L2	f	Insert	
Ref.	CDJN ^{R/L} 2525 M15	25	25	150	32	32	DNGN 1504	DNGN 1507
	3225 P15	32	25	170	32	32		
	2525 M15 - CD	25	25	150	38	32		
	3225 P15 - CD	32	25	170	38	32		
		Clamp	Clamping screw					
Parts	CDJN ^{R/L} 2525 M15	CC08M	BS0835W	-	ADN422	M3×12	LW-4	SR08
	3225 P15	2417		9416	IDSN432	1160		-
	2525 M15 - CD							
	3225 P15 - CD							








● CDJN - CX 93°

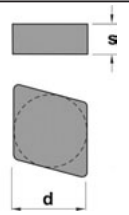

		h=h1	b	L1	L2	f	Insert	
Ref.	CDJN ^{R/L} 2525 M12 - 7CX	25	25	150	38	32	DNGX 1207..	
	3225 P12 - 7CX	32	25	170	38	32	DNGX 1207..	
	2525 M15 - CX	25	25	150	38	32	DNGX 1507..	
	3225 P15 - CX	32	25	170	38	32		
Parts	CDJN ^{R/L} 2525 M12 - 7CX	2415		3710		1230	LW-4	
	3225 P12 - 7CX			3710				
	2525 M15 - CX	2432		IDSN 432		1160		
	3225 P15 - CX							

		DNG.	d	s	DNGN	DNGX
Ref.		DNG..1204	10.7	4.76		
		DNG..1207	10.7	7.94		
		DNG..1507	12.7	7.94		

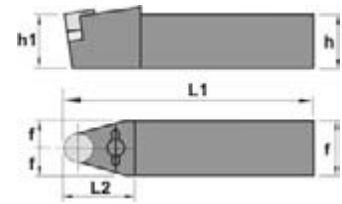


● **CELN - 97.5°**







		h=h1	b	L1	L2	f	Insert
Ref.	CELN ^{R/L} 2020 K13 - CD	20	20	125	32	25	ENGN 1307..
	2525 M13 - CD	25	25	150	32	32	
	3225 P13 - CD	32	25	170	32	32	
							
Parts	CELN ^{R/L} 2020 K13 - CD						
	2525 M13 - CD	2413		9414	IESN 432	1160	LW-4
	3225 P13 - CD						

		ENG.	d	s	ENGN
Ref.		ENG..1307	12.7	7.94	


Tool Holders for Ceramic Insert

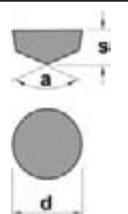



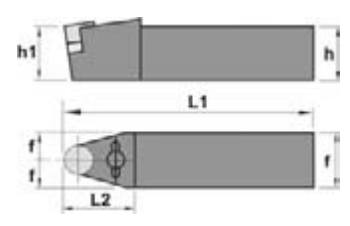
● CRDC

		h=h1	b	L1	L2	f	Insert						
Ref.	CRDCN 2525 M06	25	25	150	20	12.5	RCGX 0608	RCGN 0607					
	2525 M09	25	25	150	20	12.5	RCGX 0908	RCGN 0907					
	2525 M12	25	25	150	25	12.5	RCGX 1208	RCGN 1207					
	3225 P06	32	25	170	20	12.5	RCGX 0608	RCGN 0607					
	3225 P09	32	25	170	20	12.5	RCGX 0908	RCGN 0907					
	3225 P12	32	25	170	25	12.5	RCGX 1208	RCGN 1207					
	3232 P15	32	32	170	30	16	RCGX 1510						
	3232 P19	32	32	170	42	16	RCGX 1910						
3232 P25	32	32	170	45	16	RCGX 2512							
		 Clamp		 Clamping screw		 Shim		 Wrench		 Pin		 Washer	
Parts	CRDCN 2525 M06	HC35KR-4099		BS0520	HARCGX06		LW-3		WS-5				
	2525 M09	HC35KR-6075		BS0625	HARCGX0908V		LW-4	2 × 8AW	WS-6				
	2525 M12	HC35KR-6076		BS0625	HARCGX1208V			2.5 × 8AW	WS-6				
	3225 P06	HC35KR-4099		BS0520	HARCGX06				WS-5				
	3225 P09	HC35KR-6075		BS0625	HARCGX0908V			2 × 8AW	WS-6				
	3225 P12	HC35KR-6076		BS0625	HARCGX1208V		2.5 × 8AW	WS-6					
	3232 P15	CC08M		BS0835W	HARCGX1510V		2.5 × 8AW	SR08					
	3232 P19	CC08M		BS0835W	HARCGX1910V		2.5 × 8AW	SR08\					
3232 P25	AMS-10		AOB-10S	HARCGX2512V		LW-6	2.5 × 8AW						

※To use RCGN insert, please change shim as follows.

INSERT	SHIM	RCGN
RCGN 060700	HARCGN 0607-15	
RCGN 090700	HARCGN 0907-15	
RCGN 120400	HARCGN 1204-15	
RCGN120700	HARCGN 1207-15	

		RCGX.	a	s	d	RCGX
Ref.		RCGX 0608	120°	7.86	6.35	
		RCGX 0908	120°	7.86	9.525	
		RCGX 1208	120°	7.86	12.7	
		RCGX 1510	120°	9.86	15.875	
		RCGX 1910	120°	9.86	19.05	
		RCGX 2512	120°	11.91	25.4	

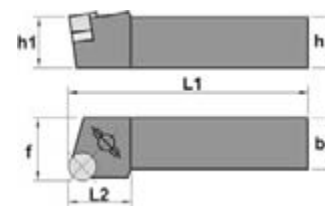



● CRDNN

		h=h1	b	L1	L2	f	Insert		
Ref.	CRDNN 2525 M09	25	25	150	25	12.5	RNGN 0904	RNGN 0907	
	3225 P09	32	25	170	30	12.5			
	2020 K12	20	20	125	34	10			
	2520 M12	25	20	150	34	10	RNGN 1204	RNGN 1207	
	2525 M12	25	25	150	34	12.5			
	3225 P12	32	25	170	34	12.5			
	3232 P12	32	32	170	34	16			
	2525 M15	25	25	150	40	12.5	RNGN 1504	RNGN 1507	
	3225 P15	32	25	170	40	12.5			
3225 P19	32	25	170	40	12.5				
		Clamp		Clamping screw					
Parts	CRDNN 2525 M09	CC08MS		BS0835W	ARN32		M3×12	LW-4	SR08
	3225 P09			BS0829W					
	2020 K12				ARN42				
	2520 M12								
	2525 M12	CC08M		BS0835W				M4×12	
	3225 P12								
	3232 P12								
	2525 M15					HARN52			
	3225 P15					HARN62			
3225 P19									

		RNG..	d	s	RNGN
Ref.		RNGN 0904	9.525	4.76	
		RNGN 0907	9.525	7.94	
		RNGN 1204	12.7	4.76	
		RNGN 1207	12.7	7.94	
		RNGN 1507	15.875	7.94	
		RNGN 1907	19.05	7.94	

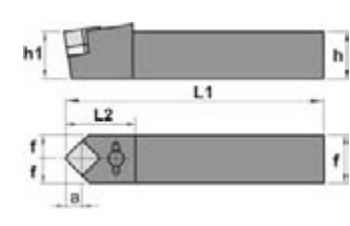

Tool Holders for Ceramic Insert



● CRGN

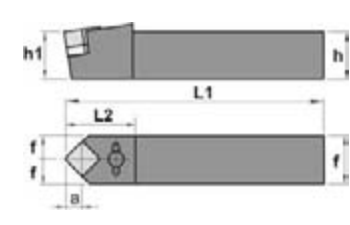

		h=h1	b	L1	L2	f	Insert	
Ref.	CRGN ^{R/L} 2020 K12	20	20	125	30	25	RNGN 1204	
	2520 M12	25	20	150	30	25	RNGN 1204	RNGN 1207
	2525 M12	25	25	150	30	32		
	3225 P12	32	25	170	30	32	RNGN 1504	RNGN 1507
	3225 P15	32	25	170	32	32	RNGN 1504	RNGN 1507
	3225 P19	32	25	170	33	32	RNGN 1904	RNGN 1907
Parts	CRGN ^{R/L} 2020 K12	CC08M	BS0829W		ARN42	M3×12	LW-4	SR08
	2520 M12		BS0835W					
	2525 M12				HARN52	M4×8		
	3225 P12							
	3225 P15				HARN62			
	3225 P19				HARN62			

		RNG..	d	s	RNGN
Ref.		RNGN 0904	9.525	4.76	
		RNGN 0907	9.525	7.94	
		RNGN 1204	12.7	4.76	
		RNGN 1207	12.7	7.94	
		RNGN 1507	15.875	7.94	
		RNGN 1907	19.05	7.94	



● CSDN - 45°

		h=h1	b	L1	L2	f	a	Insert					
Ref.	CSDNN 2020 K12	20	20	125	35	10	8.32	SNGN 1204					
	2520 M12	25	20	150	35	10	8.32	SNGN 1204	SNGN 1207				
	2525 M12	25	25	150	35	12.5	8.32						
	3225 P12	32	25	170	35	12.5	8.32	SNGN 1504	SNGN 1507				
	3232 P12	32	32	170	35	16	8.32						
	3225 P15	25	25	150	38	12.5	10.23						
	3232 P15	32	25	170	38	12.5	10.23	SNGN 1504	SNGN 1507				
3232 P19	32	32	170	55	16	13.47	SNGN 1904	SNGN 1907					
		Clamp		Clamping screw									
Parts	CSDNN 2020 K12	CC08M	BS0829W		ASN423 ASN433	M3 × 12	LW-4	SR08					
	2520 M12		BS0835W										
	2525 M12				ASN523	M4 × 10	LW-4	SR08					
	3225 P12												
	3225 P15												
	3232 P15												
	3232 P19												

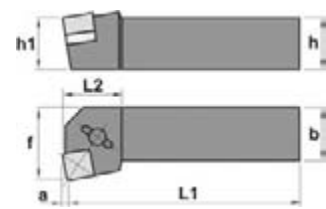


● CSDN - CX 45°





		h=h1	b	L1	L2	f	a	Insert	
Ref.	CSDNN 2525 M12 - 7CX	25	25	150	35	12.5	8.32	SNGX 1207	
	3225 P12 - 7CX	32	25	170	35	12.5	8.32	SNGX 1207	
	2525 M15 - CX	25	25	150	38	12.5	10.23	SNGX 1507	
	3225 P15 - CX	32	25	170	38	12.5	10.23		
Parts	CSDNN 2525 M12 - 7CX	2415	ISSN 432		1160	LW-4			
	3225 P12 - 7CX		ISSN 432						
	2525 M15 - CX		ISSN 533		1180				
	3225 P15 - CX								

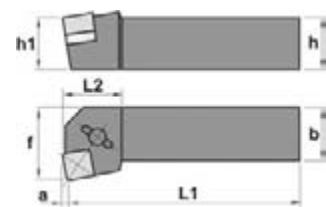
		SNG.	d / l	s	SNGN	SNGX
Ref.		SNG..1204	12.7	4.76		
	SNG..1207	12.7	7.94			
	SNG..1504	15.875	4.76			
	SNG..1507	15.875	7.94			
	SNG..1904	19.05	4.76			
	SNG..1907	19.05	7.94			

Tool Holders for Ceramic Insert









● CSKN - 75°

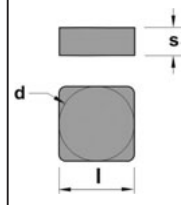
		h=h1	b	L1	L2	f	a	Insert	
Ref.	CSKN ^{R/L} 2020 K12	20	20	125	29	25	3.06	SNGN 1204	
	2520 M12	25	20	150	29	25	3.06	SNGN 1204	SNGN 1207
	2525 M12	25	25	150	28	32	3.06		
	3225 P12	32	25	170	28	32	3.06		
	2525 M15 - CD	25	25	150	28	32	3.77	SNGN 1507	
	3225 P15 - CD	32	25	170	28	32	3.77	SNGN 1507	
		 Clamp		 Clamping screw					
Parts	CSKN ^{R/L} 2020 K12	CC08M	BS0829W		-	ASN423 ASN433	M3×12	LW-4	SR08
	2520 M12		BS0835W						
	2525 M12								
	3225 P12								
	2525 M15 - CD	2417		9414	ISSN 533	1180			
	3225 P15 - CD								

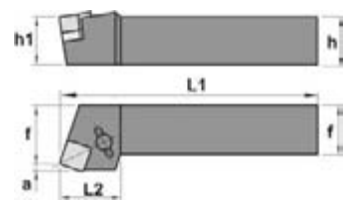


● CSKN - CX 75°

		h=h1	b	L1	L2	f	a	Insert	
Ref.	CSKN ^{R/L} 2525 M12 - 7CX	25	25	150	27	32	3.06	SNGX 1207..	
	3225 P12 - 7CX	32	25	170	27	32	3.06		
	2525 M15 - CX	25	25	150	28	32	3.77	SNGX 1507..	
	3225 P15 - CX	32	25	170	28	32	3.77		
	4040 P15 - CX	32	40	170	28	32	3.77		
									
Parts	CSKN ^{R/L} 2525 M12 - 7CX	2415	ISSN 432			ISSN 533	1160	LW-4	
	3225 P12 - 7CX		ISSN 432				1180		
	2525 M15 - CX								
	3225 P15 - CX								
	4040 P15 - CX								

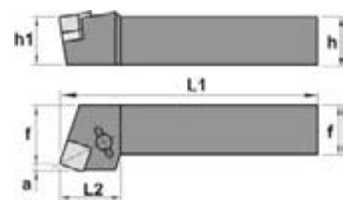

		SNG.	d / l	s	SNGN	SNGX
Ref.		SNG..1204	12.7	4.76		
		SNG..1207	12.7	7.94		
		SNG..1507	15.875	7.94		





● CSRN - 75°

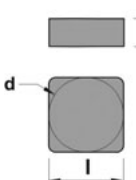
		h=h1	b	L1	L2	f	a	Insert	
Ref.	CSRN ^{R/L} 2020 K12	20	20	125	32	22	3.06	SNGN 1207	SNGN 1207
	2520 M12	25	20	150	32	22	3.06		
	2525 M12	25	25	150	28	27	3.06		
	3225 P12	32	25	170	28	27	3.06		
	2525 M15 - CD	25	25	150	34	27	3.77	SNGN 1507	
	3225 P15 - CD	32	25	170	34	27	3.77	SNGN 1507	
	3232 P19 - CD	32	32			27		SNGN 1907	
4040 P19 - CD	40	40			27		SNGN 1907		
Parts	CSRN ^{R/L} 2020 K12	CC08M	BS0829W	-	ASN423 ASN433	M3×12	LW-4	SR08	
	2520 M12		BS0835W						
	2525 M12	2417		9414	ISSN 533	9414			
	3225 P12								
	2525 M15 - CD								
	3225 P15 - CD								
	3232 P19 - CD								
4040 P19 - CD									



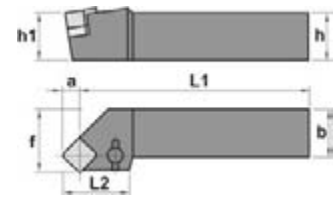
● CSRN - CX 75°

		h=h1	b	L1	L2	f	a	Insert	
Ref.	CSRN ^{R/L} 2525 M12 - 7CX	25	25	150	32	22	3.06	SNGN 1207	
	3225 P12 - 7CX	32	25	170	28	27	3.06	SNGN 1207	
	2525 M15 - CX	25	25	150	34	27	3.77	SNGN 1507	
	3225 P15 - CX	32	25	170	34	27	3.77	SNGN 1507	
Parts	CSRN ^{R/L} 2525 M12 - 7CX	2415	ISSN 432		1160		LW-4		
	3225 P12 - 7CX		ISSN 432		1160				
	2525 M15 - CX		ISSN 533		1180				
	3225 P15 - CX		ISSN 533		1180				

		SNG.	d / l	s	SNGN	SNGX
Ref.		SNG..1204	12.7	4.76		
		SNG..1207	12.7	7.94		
		SNG..1507	15.875	7.94		

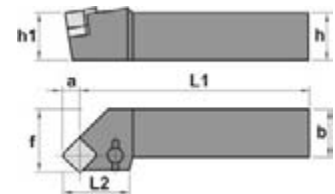



Tool Holders for Ceramic Insert



● CSSN - 45°

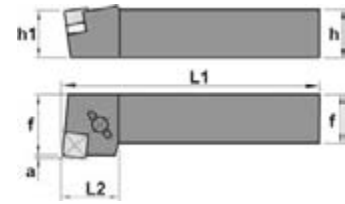
		h	b	L1	L2	f	h1	Insert		
Ref.	CSSN ^{R/L} 2020 M09	20	20	125	25	25	20	SNGN 0904		
	2020 K12	20	20	125	31	25	20	SNGN 1204	SNGN 1207	
	2520 M12	25	20	150	31	25	25			
	2525 M12	25	25	150	31	32	25			
	3225 P12	32	25	170	31	32	32			
	2525 M15 - CD	25	25	150	37	32	25	SNGN 1507		
	3225 P15 - CD	32	25	170	37	32	32	SNGN 1904	SNGN 1907	
	3232 P19	32	32	170	37	40	32			
4040 P19 - CD	40	40	170		32	40	SNGN 1907			
		Clamp		Clamping screw						
Parts	CSSN ^{R/L} 2020 M09	CC08MS	BS0829W	-	ASN323	M2×6	LW-4	SR08		
	2020 K12	CC08M	BS0829W		ASN423 ASN433	M3×12				
	2520 M12		BS0835W							
	2525 M12		BS0829W							
	3225 P12	2417		9414	ISSN 533	9414				
	2525 M15 - CD	2417		9414	ISSN 533	9414				
	3225 P15 - CD	2417		9414	ISSN 533	9414				
	3232 P19	2417		9414	ISSN 533	9414				
4040 P19 - CD	2417		9414	ISSN 533	9414					



● CSSN - CX 45°

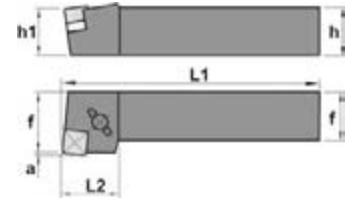
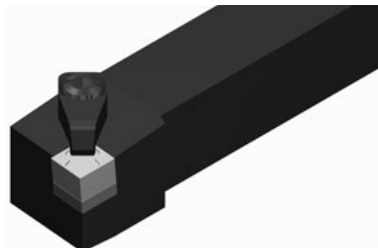
		h	b	L1	L2	f	h1	Insert	
Ref.	CSSN ^{R/L} 2525 M12 - 7CX	25	25	150	35	32	25	SNGX 1207	
	3225 P12 - 7CX	32	25	170	35	32	32	SNGX 1207	
	2525 M15 - CX	25	25	150	37	32	25	SNGX 1507	
	3225 P15 - CX	32	25	170	37	32	32	SNGX 1507	
Parts	CSSN ^{R/L} 2525 M12 - 7CX	2415			ISSN 432		1160		LW-4
	3225 P12 - 7CX				ISSN 432				
	2525 M15 - CX				ISSN 533		1180		
	3225 P15 - CX				ISSN 533		1180		

		SNG.	d / l	s	SNGN	SNGX
Ref.		SNG..1204	12.7	4.76		
		SNG..1207	12.7	7.94		
		SNG..1507	15.875	7.94		



● CSXN - 85°

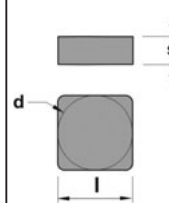
		h	b	L1	L2	f	a	Insert	
Ref.	CSXN ^{R/L} 2525 M12 - 7CD	25	25	150	30	32	1.03	SNGN 1207	
	3225 P12 - 7CD	32	25	170	30	32	1.03		
	2525 M15 - CD	25	25	150	33	32	1.38	SNGN 1507	
	3225 P15 - CD	32	25	170	33	32	1.38		
Parts	CSXN ^{R/L} 2525 M12 - 7CD	2417		9414		ISSN 432		LW-4	
	3225 P12 - 7CD					ISSN 432			1160
	2525 M15 - CD					ISSN 533			1180
	3225 P15 - CD					ISSN 533			



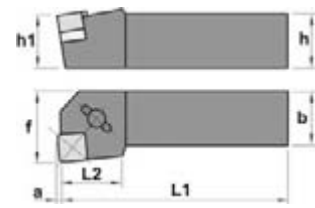
● CSXN - CX 85°

		h	b	L1	L2	f	a	Insert
Ref.	CSXN ^{R/L} 2525 M12 - 7CX	25	25	150	30	32	1.03	SNGN 1207
	3225 P12 - 7CD	32	25	170	30	32	1.03	
	2525 M15 - CD	25	25	150	33	32	1.38	SNGN 1507
	3225 P15 - CD	32	25	170	33	32	1.38	
Parts	CSXN ^{R/L} 2525 M12 - 7CX	2415		ISSN 432		1160		LW-4
	3225 P12 - 7CD			ISSN 432		1180		
	2525 M15 - CD			ISSN 533		1180		
	3225 P15 - CD			ISSN 533		1180		

		SNG.	d / l	s	SNGN	SNGX
Ref.		SNG..1204	12.7	4.76		
		SNG..1207	12.7	7.94		
		SNG..1507	15.875	7.94		

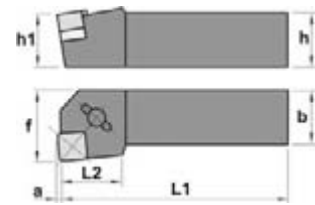
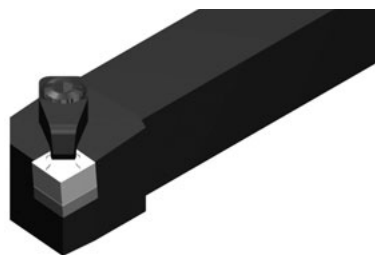


Tool Holders for Ceramic Insert



● CSYN - 85°

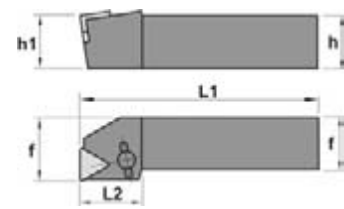
		h	b	L1	L2	f	h1	Insert			
Ref.	CSYN ^{R/L} 2020 K12	20	20	125	30	25	20	SNGN 1204	SNGN 1207		
	2520 M12	25	20	150	30	25	25				
	2525 M12	25	25	150	30	32	25				
	3225 P12	32	25	170	30	32	32				
	2525 M15 - CD	25	25	150	27	32	25	SNGN 1507			
	3225 P15 - CD	32	25	170	27	32	32				
		Clamp		Clamping screw							
Parts	CSYN ^{R/L} 2020 K12	CC08M		BS0829W	-	ASN423 ASN433	M3×12	LW-4	SR08		
	2520 M12			BS0835W							
	2525 M12										
	3225 P12	2417		9414	ISSN 533	1180					
	2525 M15 - CD	2417		9414	ISSN 533	1180					
	3225 P15 - CD	2417		9414	ISSN 533	1180					



● CSYN - CX 85°

		h	b	L1	L2	f	a	Insert		
Ref.	CSYN ^{R/L} 2525 M12 - 7CX	25	25	150	27	32	1.03	SNGX 1207		
	3225 P12 - 7CX	32	25	170	27	32	1.03	SNGX 1207		
	2525 M15 - CX	25	25	150	27	32	1.38	SNGX 1507		
	3225 P15 - CX	32	25	170	27	32	1.38			
Parts	CSYN ^{R/L} 2525 M12 - 7CX	2415			ISSN 432		1160	LW-4		
	3225 P12 - 7CX				ISSN 432					
	2525 M15 - CX				ISSN 533		1180			
	3225 P15 - CX				ISSN 533					

		SNG.	d / l	s	SNGN	SNGX
Ref.		SNG..1204	12.7	4.76		
		SNG..1207	12.7	7.94		
		SNG..1507	15.875	7.94		

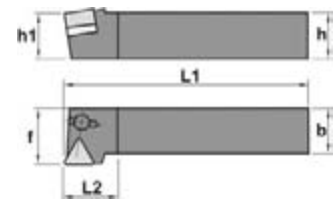


● CTFN - 90°

		h	b	L1	L2	f	h1	Insert		
Ref.	CTFN ^{R/L} 2020 K16	20	20	125	25	25	20	TNGN 1604	TNGN 1607	
	2520 M16	25	20	150	25	25	25			
	2525 M16	25	25	150	28	32	25			
	3225 P16	32	25	170	28	32	32			
Parts	CTFN ^{R/L} 2020 K16	CC08MS	BS0829W		-	ATN323 ATN333	M3×12	LW-4	SR08	
	2520 M16		BS0835W							
	2525 M16									
	3225 P16									

		TNG.	l	d	s	TNGN
Ref.		TNGN..1604	16.5	9.525	4.76	
		TNGN..1607	16.5	9.525	7.94	

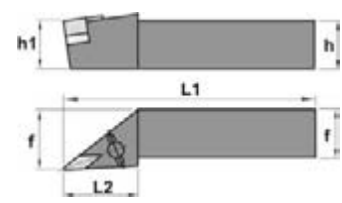

Tool Holders for Ceramic Insert








● CTGN - 90°

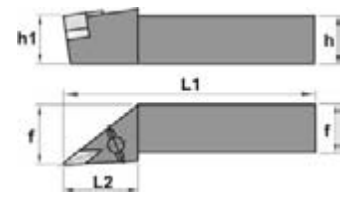

		h	b	L1	L2	f	h1	Insert		
Ref.	CTGN ^{R/L} 2020 K16	20	20	125	25	25	20	TNGN 1604	TNGN 1607	
	2520 M16	25	20	150	25	25	25			
	2525 M16	25	25	150	25	32	25			
	3225 P16	32	25	170	25	32	32			
Parts	CTGN ^{R/L} 2020 K16	CC08MS	BS0829W	-	ATN323 ATN333	M3×12	LW-4	SR08		
	2520 M16									
	2525 M16	CC08M	BS0835W							
	3225 P16									

		TNG.	l	d	s	TNGN
Ref.		TNGN..1604	16.5	9.525	4.76	
		TNGN..1607	16.5	9.525	7.94	







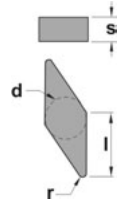


● CVJN - 93°

		h=h1	b	L1	L2	f	Insert	
Ref.	CVJN ^{R/L} 2525 M16 - 4CD	25	25	150	41	32	VNGN 1604	
	2525 M16 - 7CD	25	25	150	41	32	VNGN 1607	
	3225 P16 - 4CD	32	25	170	41	32	VNGN 1604	
	3225 P16 - 7CD	32	25	170	41	32	VNGN 1607	
								
Parts	CVJN ^{R/L} 2525 M16 - 4CD	2417		9414		IVSN 342	1150	LW-4
	2525 M16 - 7CD					IVSN 322		
	3225 P16 - 4CD					IVSN 342		
	3225 P16 - 7CD					IVSN 322		

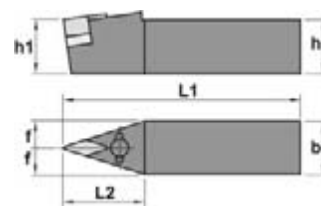



● CVJN - CX 93°

		h=h1	b	L1	L2	f	Insert
Ref.	CVJN ^{R/L} 2525 M16 - 7CX	25	25	150	41	32	VNGX 1607
	3225 P16 - 7CX	32	25	170	41	32	VNGX 1607
							
Parts	CVJN ^{R/L} 2525 M16 - 7CX	2428		IVSN 322		1150	LW-4
	3225 P16 - 7CX						

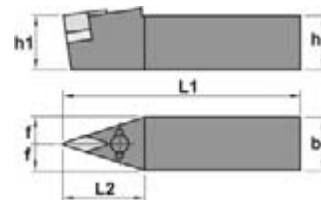
	VNG.		l	d	s	VNGN	VNGX	
	Ref.	VNG..1604		16.5	9.525	4.76		
		VNG..1607		16.5	9.525	7.94		

Tool Holders for Ceramic Insert



● CVVN - 62.5°

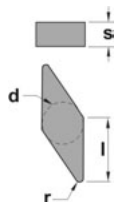
		h=h1	b	L1	L2	f	Insert	
Ref.	CVVN ^{R/L} 2525 M16 - 4CD	25	25	150	45	12.5	VNGN 1604	
	2525 M16 - 7CD	25	25	150	45	12.5	VNGN 1607	
	3225 P16 - 4CD	32	25	170	45	12.5	VNGN 1604	
	3225 P16 - 7CD	32	25	170	45	12.5	VNGN 1607	
Parts	CVVN ^{R/L} 2525 M16 - 4CD	2417		9416		IVSN 342	1150	LW-4
	2525 M16 - 7CD					IVSN 322		
	3225 P16 - 4CD					IVSN 342		
	3225 P16 - 7CD					IVSN 322		



● CVVN - CX 62.5°

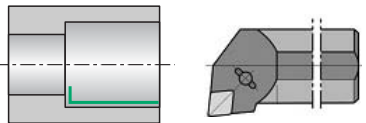
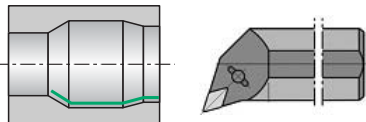
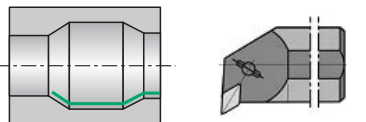
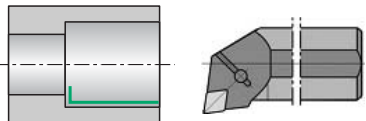
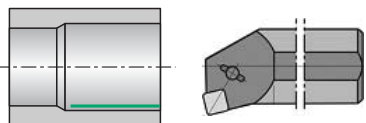
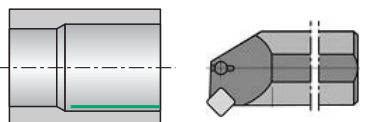
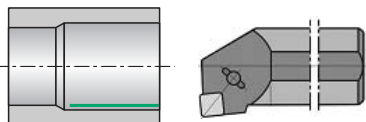
		h=h1	b	L1	L2	f	Insert
Ref.	CVJN ^{R/L} 2525 M16 - 7CX	25	25	150	41	32	VNGX 1607
	3225 P16 - 7CX	32	25	170	41	32	VNGX 1607
Parts	CVJN ^{R/L} 2525 M16 - 7CX	2428		IVSN 322		1150	LW-4
	3225 P16 - 7CX						

		VNG.	l	d	s	VNGN	VNGX
Ref.		VNG..1604	16.5	9.525	4.76		
		VNG..1607	16.5	9.525	7.94		

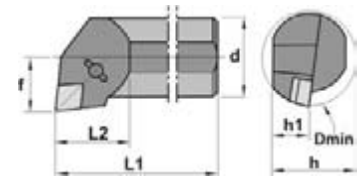


Boring Bars for Ceramic Insert



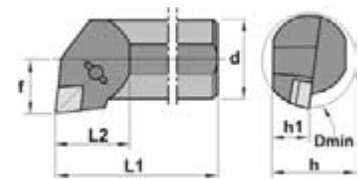
Item-No.	Angle	Shape	Page
CCLN	95°		74
CDQN	107.5		75-76
CDUN	93°		76
CELN	97.5°		77
CSKN	75°		78
CSSN	45°		79
CSYN	85°		80

Boring Bars for Ceramic Insert



● CCLN - 95°

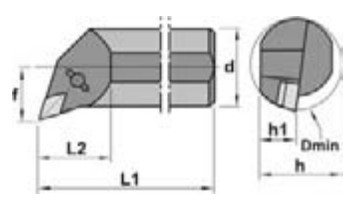
		Dmin	d	h1	L1	L2	f	h	Insert	
Ref.	S32S CCLN ^{R/L} 12 - 7CD	40	32	15.0	250	40	22	30	CNGN 1207..	
	S40T CCLN ^{R/L} 12 - 4CD	70	40	18.5	300	35	27	37	CNGN 1204..	
	S40T CCLN ^{R/L} 12 - 7CD	70	40	18.5	300	35	27	37	CNGN 1207..	
	S50U CCLN ^{R/L} 12 - 4CD	70	50	23.5	350	38	32	47	CNGN 1204..	
	S50U CCLN ^{R/L} 12 - 7CD	70	50	23.5	350	38	32	47	CNGN 1207..	
Parts	S32S CCLN ^{R/L} 12 - 7CD	2417		9414		-		-		LW-4
	S40T CCLN ^{R/L} 12 - 4CD					ICSN 452		1161		
	S40T CCLN ^{R/L} 12 - 7CD					ICSN 432		1161		
	S50U CCLN ^{R/L} 12 - 4CD					ICSN 452		1160		
	S50U CCLN ^{R/L} 12 - 7CD					ICSN 432		1160		








● CCLN - CX 95°

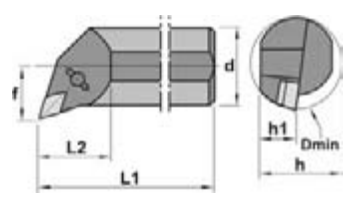
		Dmin	d	h1	L1	L2	f	h	Insert
Ref.	S32S CCLN ^{R/L} 12 - 7CX	40	32	15.0	250	40	22	30	CNGX 1207..
	S40T CCLN ^{R/L} 12 - 7CX	70	40	18.5	300	35	27	37	CNGX 1207..
	S50U CCLN ^{R/L} 12 - 7CX	70	50	23.5	350	38	32	47	CNGX 1207..
Parts	S32S CCLN ^{R/L} 12 - 7CX	2415		-		-		LW-4	
	S40T CCLN ^{R/L} 12 - 7CX			ICSN 432		1161			
	S50U CCLN ^{R/L} 12 - 7CX			ICSN 432		1160			

		CNG.	d	s	CNGN	CNGX
Ref.		CNG..1204	12.7	4.76		
		CNG..1207	12.7	7.94		









● CDQN - 107.5°

		Dmin	d	h1	L1	L2	f	h	Insert	
Ref.	S32S CDQN ^{R/L} 12 - 7CD	50	32	15.0	250	40	22	30	DNGN 1207..	
	S40T CDQN ^{R/L} 12 - 4CD	70	40	18.5	300	35	27	37	DNGN 1204..	
	S40T CDQN ^{R/L} 12 - 7CD	70	40	18.5	300	35	27	37	DNGN 1207..	
	S50U CDQN ^{R/L} 15 - 4CD	70	50	23.5	350	38	32	47	DNGN 1504..	
	S50U CDQN ^{R/L} 15 - 7CD	70	50	23.5	350	38	32	47	DNGN 1507..	
		    								
Parts	S32S CDQN ^{R/L} 12 - 7CD	2413		9414		-		-		LW-4
	S40T CDQN ^{R/L} 12 - 4CD					3719		1230		
	S40T CDQN ^{R/L} 12 - 7CD	3710								
	S50U CDQN ^{R/L} 15 - 4CD	2417				IDSN 452		1160		
	S50U CDQN ^{R/L} 15 - 7CD					IDSN 432				

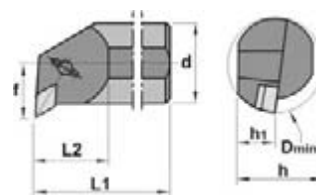



● CDQN - CX 107.5°






		Dmin	d	h1	L1	L2	f	h	Insert	
Ref.	S32S CDQN ^{R/L} 12 - 7CX	50	32	15.0	250	40	22	30	DNGX 1207..	
	S40T CDQN ^{R/L} 12 - 7CX	70	40	18.5	300	35	27	37	DNGX 1207..	
	S50U CDQN ^{R/L} 15 - 7CX	70	50	23.5	350	38	32	47	DNGX 1507..	
		   								
Parts	S32S CDQN ^{R/L} 12 - 7CX	2415		9414		-		-		LW-4
	S40T CDQN ^{R/L} 12 - 7CX					3710		1230		
	S50U CDQN ^{R/L} 15 - 7CX					IDSN 432		1160		

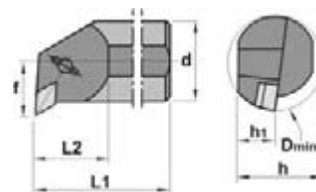
		DNG.	d	s	DNGN	DNGX
Ref.	DNG..1204		10.7	4.76		
	DNG..1207		10.7	7.94		
	DNG..1507		12.7	7.94		

Boring Bars for Ceramic Insert









● CDQN - 107.5°

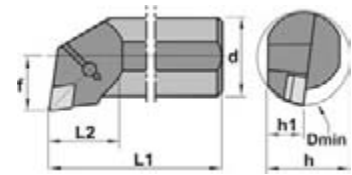
		Dmin	d	h1	L1	L2	f	h	Insert		
Ref.	S32S CDUN ^{R/L} 12 - 7CD	40	32	15.0	250	40	22	30	DNGN 1207..		
	S40T CDUN ^{R/L} 12 - 4CD	70	40	18.5	300	50	27	37	DNGN 1204..		
	S40T CDUN ^{R/L} 12 - 7CD	70	40	18.5	300	50	27	37	DNGN 1207..		
	S50U CDUN ^{R/L} 15 - 4CD	70	50	23.5	350	50	32	47	DNGN 1504..		
	S50U CDUN ^{R/L} 15 - 7CD	70	50	23.5	350	50	32	47	DNGN 1507..		
		    									
Parts	S32S CDUN ^{R/L} 12 - 7CD	2413		9414		-		-		LW-4	
	S40T CDUN ^{R/L} 12 - 4CD					3719		1230			
	S40T CDUN ^{R/L} 12 - 7CD	3710									
	S50U CDUN ^{R/L} 15 - 4CD	2417				IDSN 452		1160			
	S50U CDUN ^{R/L} 15 - 7CD					IDSN 432					








● CDUN - CX 93°



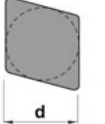
		Dmin	d	h1	L1	L2	f	h	Insert		
Ref.	S32S CDUN ^{R/L} 12 - 7CX	40	32	15.0	250	40	22	30	DNGX 1207..		
	S40T CDUN ^{R/L} 12 - 7CX	70	40	18.5	300	50	27	37	DNGX 1207..		
	S50U CDUN ^{R/L} 15 - 7CX	70	50	23.5	350	50	32	47	DNGX 1507..		
		   									
Parts	S32S CDUN ^{R/L} 12 - 7CX	2415		-		-		LW-4			
	S40T CDUN ^{R/L} 12 - 7CX			3710		1230					
	S50U CDUN ^{R/L} 15 - 7CX			IDSN 432		1160					

		DNG.	d	s	DNGN	DNGX
Ref.	DNG..1204		10.7	4.76		
	DNG..1207		10.7	7.94		
	DNG..1507		12.7	7.94		

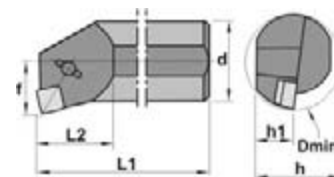


● **CELN - 97.5°**

		Dmin	d	h1	L1	L2	f	h	Insert
Ref.	S40T CELN ^{R/L} 13 - CD	50	40	18.5	300	32	27	37	ENGN 1307..
	S50U CELN ^{R/L} 13 - CD	63	50	23.5	350	32	35	47	ENGN 1307..
									
Parts	S40T CELN ^{R/L} 13 - CD	2417		9414		IESN 432		1161	LW-4
	S50U CELN ^{R/L} 13 - CD					IESN 432		1160	

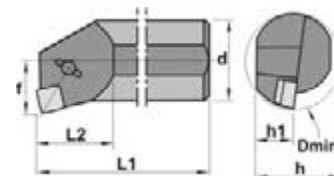
		ENG.	d	s	ENGN
Ref.		ENG..1307	12.7	7.94	
					

Boring Bars for Ceramic Insert



● CSKN - 75°

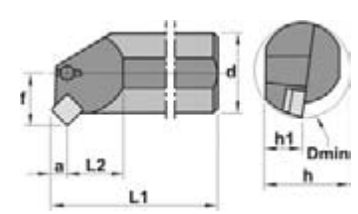

		Dmin	d	h1	L1	L2	f	h	Insert	
Ref.	S32S CSKN ^{R/L} 12 - 7CD	40	32	15.0	250	40	22	30	SNGN 1207..	
	S40T CSKN ^{R/L} 12 - 4CD	70	40	18.5	300	67	27	37	SNGN 1204..	
	S40T CSKN ^{R/L} 12 - 7CD	70	40	18.5	300	67	27	37	SNGN 1207..	
	S50U CSKN ^{R/L} 15 - 4CD	70	50	23.5	350	67	35	47	SNGN 1204..	
	S50U CSKN ^{R/L} 15 - 7CD	70	50	23.5	350	67	35	47	SNGN 1207..	
Parts	S32S CSKN ^{R/L} 12 - 7CD	2417		9414		-		-		LW-4
	S40T CSKN ^{R/L} 12 - 4CD					ISSN 452		1161		
	S40T CSKN ^{R/L} 12 - 7CD					ISSN 432				
	S50U CSKN ^{R/L} 15 - 4CD					ISSN 452		1160		
	S50U CSKN ^{R/L} 15 - 7CD					ISSN 432				



● CSKN - CX 75°

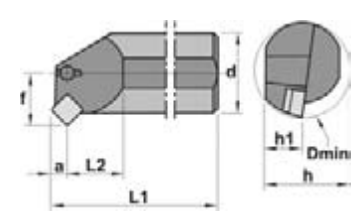
		Dmin	d	h1	L1	L2	f	h	Insert
Ref.	S32S CSKN ^{R/L} 12 - 7CX	40	32.	15.0	250	40	22	30	SNGX 1207..
	S40T CSKN ^{R/L} 12 - 7CX	70	40	18.5	300	67	27	37	SNGX 1207..
	S50U CSKN ^{R/L} 15 - 7CX	70	50	23.5	350	67	35	47	SNGX 1207..
Parts	S32S CSKN ^{R/L} 12 - 7CX	2415		-		-		LW-4	
	S40T CSKN ^{R/L} 12 - 7CX			ISSN 432					
	S50U CSKN ^{R/L} 15 - 7CX			ISSN 432					

		SNG.	d / l	s	SNGN	SNGX
Ref.		SNG..1204	12.7	4.76		
		SNG..1207	12.7	7.94		



● **CSSN - 45°**

		Dmin	d	h1	L1	L2	f	h	Insert
Ref.	S32S CSSN ^{R/L} 12 - 7CD	40	32	15.0	250	40	22	30	SNGN 1207..
	S40T CSSN ^{R/L} 12 - 4CD	70	40	18.5	300	50	27	37	SNGN 1204..
	S40T CSSN ^{R/L} 12 - 7CD	70	40	18.5	300	50	27	37	SNGN 1207..
	S50U CSSN ^{R/L} 15 - 4CD	70	50	23.5	350	50	32	47	SNGN 1507..
Parts	S32S CSSN ^{R/L} 12 - 7CD	2417	9414	-	-	-	-	-	LW-4
	S40T CSSN ^{R/L} 12 - 4CD								
	S40T CSSN ^{R/L} 12 - 7CD								
	S50U CSSN ^{R/L} 15 - 4CD								

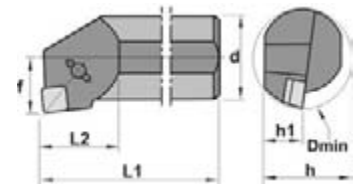


● **CSSN - CX 45°**






		Dmin	d	h1	L1	L2	f	h	Insert
Ref.	S32S CSSN ^{R/L} 12 - 7CX	40	32	15.0	250	40	22	30	SNGX 1207..
	S40T CSSN ^{R/L} 12 - 7CX	70	40	18.5	300	50	27	37	SNGX 1207..
Parts	S32S CSSN ^{R/L} 12 - 7CX	2415	-	-	-	-	-	-	LW-4
	S40T CSSN ^{R/L} 12 - 7CX								

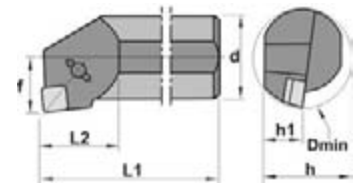

		SNG.	s	d	SNGN	SNGX
Ref.	SNG..1204		12.7	4.76		
	SNG..1207		12.7	7.94		
	SNG..1207		15.875	7.94		

Boring Bars for Ceramic Insert








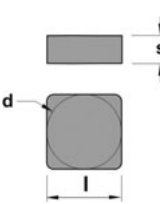


● CSYN - 85°

		Dmin	d	h1	L1	L2	f	h	Insert	
Ref.	S32S CSYN ^{R/L} 12 - 7CD	40	32	15.0	250	40	22	30	SNGN 1207..	
	S40T CSYN ^{R/L} 12 - 4CD	70	40	18.5	300	67	27	37	SNGN 1204..	
	S40T CSYN ^{R/L} 12 - 7CD	70	40	18.5	300	67	27	37	SNGN 1207..	
	S50U CSYN ^{R/L} 15 - 4CD	70	50	23.5	350	67	35	47	SNGN 1204..	
	S50U CSYN ^{R/L} 12 - 7CD	70	50	23.5	350	67	35	47	SNGN 1207..	
		    								
Parts	S32S CSKN ^{R/L} 12 - 7CD	2417		9414		-		-		LW-4
	S40T CSKN ^{R/L} 12 - 4CD					ISSN 452		1161		
	S40T CSKN ^{R/L} 12 - 7CD					ISSN 432				
	S50U CSKN ^{R/L} 15 - 4CD					ISSN 452		1180		
	S50U CSKN ^{R/L} 15 - 7CD					ISSN 432				




● CSYN - CX 85°

		Dmin	d	h1	L1	L2	f	h	Insert	
Ref.	S32S CSYN ^{R/L} 12 - 7CX	40	32	15.0	250	40	22	30	SNGX 1207..	
	S40T CSYN ^{R/L} 12 - 7CX	70	40	18.5	300	67	27	37	SNGX 1207..	
	S50U CSYN ^{R/L} 12 - 7CX	70	50	23.5	350	67	35	47	SNGX 1207..	
		    								
Parts	S32S CSKN ^{R/L} 12 - 7CX	2415		ISSN 432		-		-		LW-4
	S40T CSKN ^{R/L} 12 - 7CX							1161		
	S50U CSKN ^{R/L} 15 - 7CX							1180		

		SNG.	d / l	s	SNGN	SNGX
Ref.		SNG..1204	12.7	4.76		
		SNG..1207	12.7	7.94		

Outside Machining Holders









Tool Holder Identification System

● Holding method

C : Clamp-on
P : Pin-lock
S : Screw-on
M : Double clamp

● Insert shape

 T : Triangle
 S : Square
 C : 80° rhombic
 D : 55° rhombic
 V : 35° rhombic
 R : Round

● Hand of tool

R : Right hand
L : Left hand
N : Neutral

● Shank height

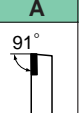
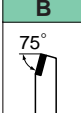
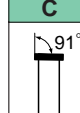
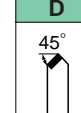
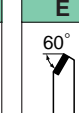
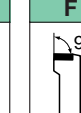
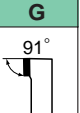
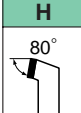
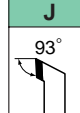
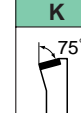
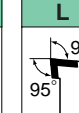
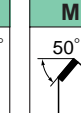
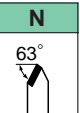
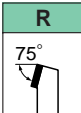
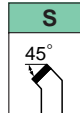
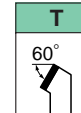
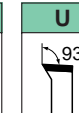
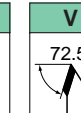
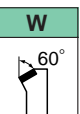
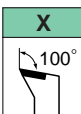
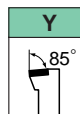
Shank height is indicated by mm.

● Shank width

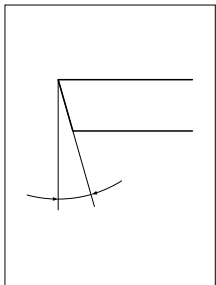
Shank width is indicated by mm.

P C L N R 25 25 M 12

● Tool style or Lead angle

A  91°	B  75°	C  91°	D  45°	E  60°	F  91°
G  91°	H  80°	J  93°	K  75°	L  95°	M  50°
N  63°	R  75°	S  45°	T  60°	U  93°	V  72.5°
W  60°	X  100°	Y  85°			

● Insert clearance angle



- N : 0° Negative
- B : 5° Positive
- C : 7° Positive
- P : 11° Positive
- D : 15° Positive
- E : 20° Positive

● Length

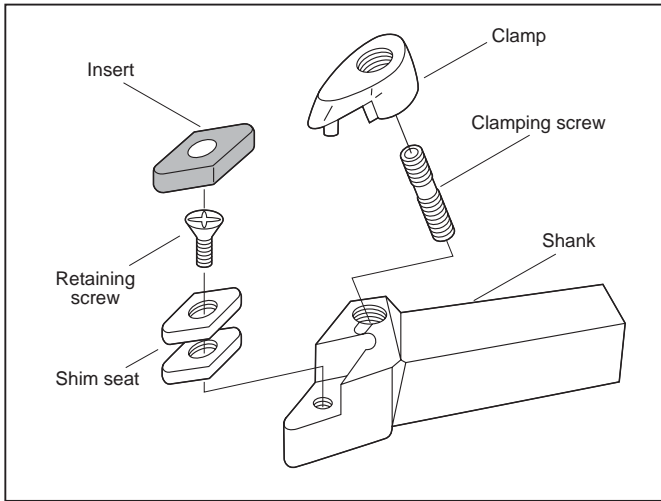
H : 100
K : 125
L : 140
M : 150
N : 160
P : 170
Q : 180
R : 200
S : 250
(mm)

● Insert size (Inscribed circle)

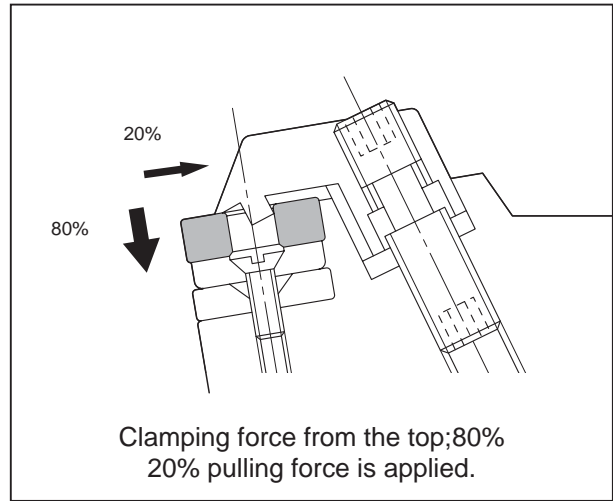
06 : 6.35
09.16 : 9.525
12.15 : 12.70
(mm)

Structure and Features of Double-clamp Toolholders

● Structure



● Mechanism

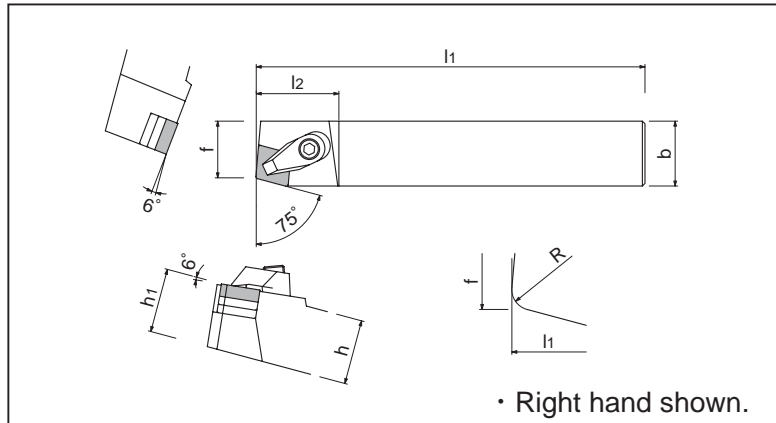
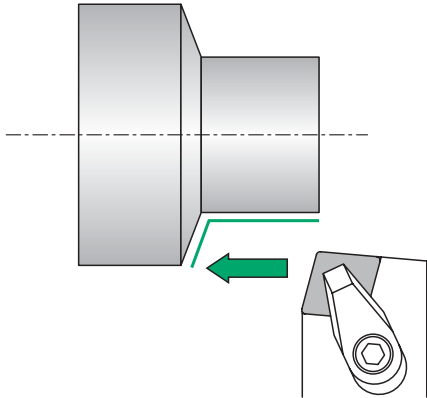


● List of Toolholder


Double clamp type	MCBN (P.84)	MCLN (P.84)	MDJN (P.85)	MDPN (P.85)
	MDQN (P.86)	MSBN (P.86)	MSDN (P.87)	MSSN (P.87)
	MTFN (P.88)	MTGN (P.88)	MVJN (P.89)	MVQN (P.89)

Double-clamp Tool Holder

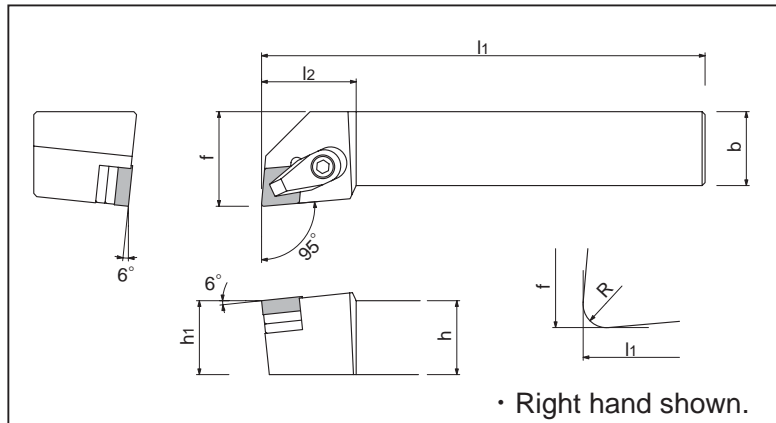
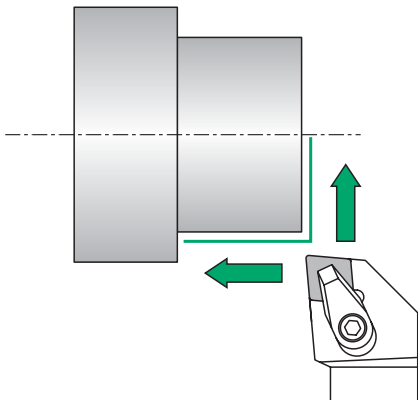
MCBN




● Holder and Applicable Inserts

Toolholder	Stock		Dimensions (mm)						Insert	
	R	L	h	b	l ₁	h ₁	f	l ₂		
MCBN ^{R/L}	●	●	25	25	150	25	22	32	CNGA1204	CNGA1207
			32	25	170	32	22	32		
			32	32	170	32	29	32		

MCLN



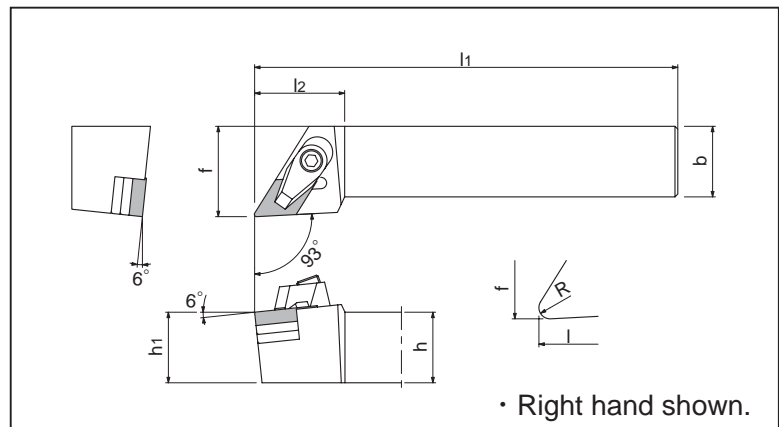
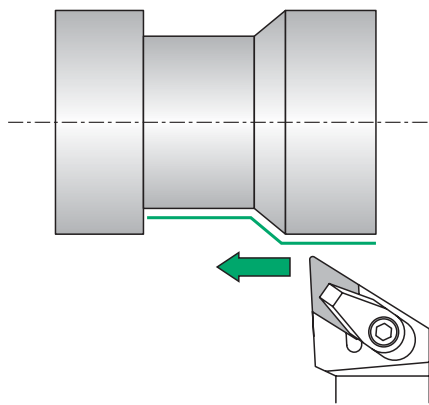
● Holder and Applicable Inserts

Toolholder	Stock		Dimensions (mm)						Insert	
	R	L	h	b	l ₁	h ₁	f	l ₂		
MCLN ^{R/L}	●	●	25	25	150	25	32	32	CNGA1204	CNGA1207
	●	●	32	25	170	32	32	32		
			32	32	170	32	39	32		


* Conform to master insert which has 0.8mm corner R.

· A holder comes with two shims. An insert 7.94 mm thick can likewise be mounted by removing one shim.

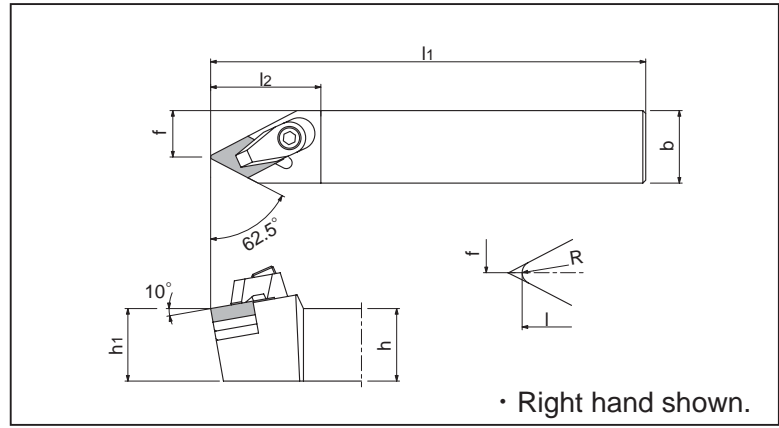
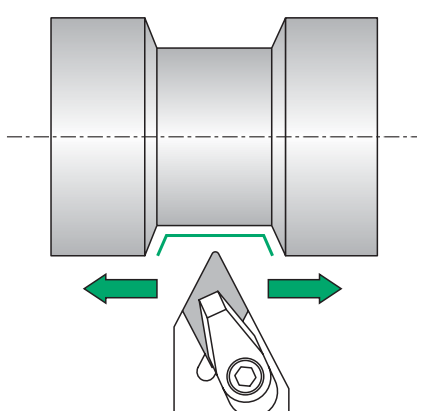
MDJN




● Holder and Applicable Inserts

Toolholder	Stock		Dimensions (mm)						Insert	
	R	L	h	b	l ₁	h ₁	f	l ₂	 DNGA1504 DNGA1507	
MDJN ^{R/L}	2525M15	● ●	25	25	150	25	32	32		
	3225P15	● ●	32	25	170	32	32	32		
	3232P15	● ●	32	32	170	32	39	32		

MDPN



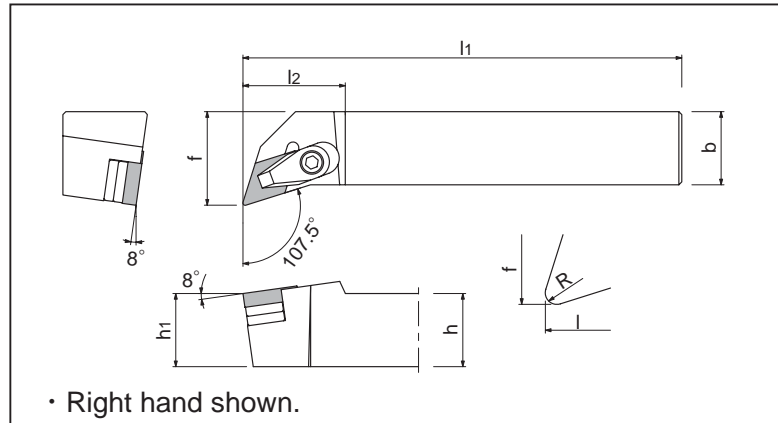
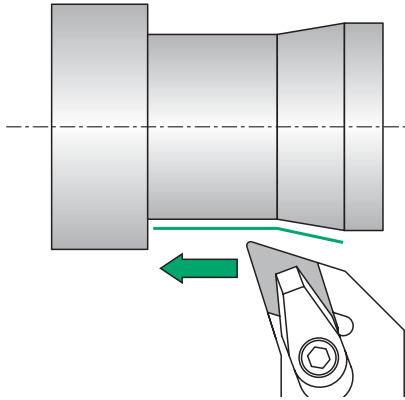
● Holder and Applicable Inserts

Toolholder	Stock		Dimensions (mm)						Insert	
	R	L	h	b	l ₁	h ₁	f	l ₂	 DNGA1504 DNGA1507	
MDPN ^{R/L}	2525M15	● ●	25	25	150	25	16	38		
	3225P15	● ●	32	25	170	32	16	38		
	3232P15	● ●	32	32	170	32	23	38		


* Conform to master insert which has 0.8mm corner R.
 • A holder comes with two shims. An insert 7.94 mm thick can likewise be mounted by removing one shim.

Double-clamp Tool Holder

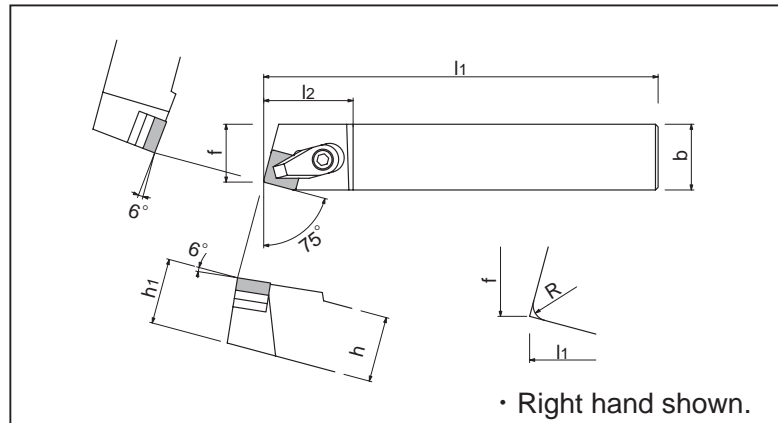
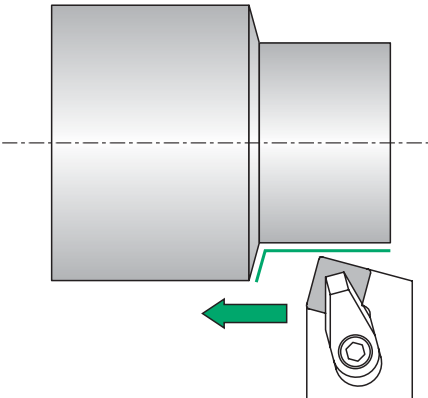
MDQN




• Holder and Applicable Inserts

Toolholder	Stock		Dimensions (mm)						Insert	
	R	L	h	b	l ₁	h ₁	f	l ₂		
MDQN ^{R/L}	2525M15	● ●	25	25	150	25	32	35	DNGA1504	DNGA1507
	3225P15		32	25	170	32	32	35		
	3232P15		32	32	170	32	39	35		

MSBN



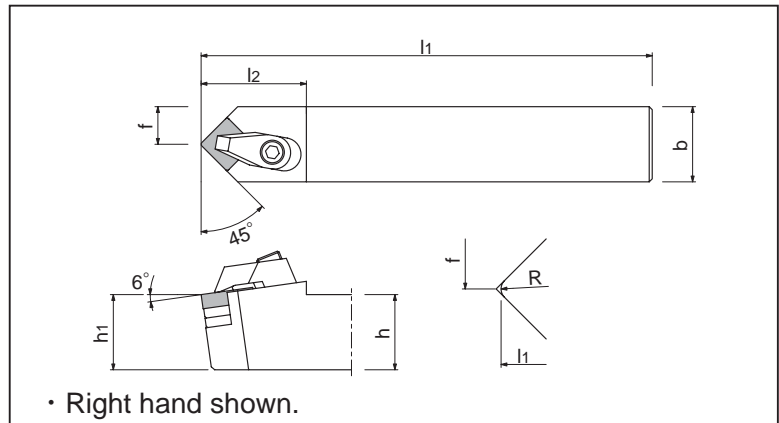
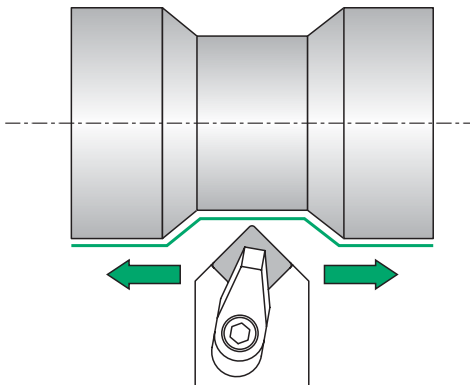
• Holder and Applicable Inserts

Toolholder	Stock		Dimensions (mm)						Insert	
	R	L	h	b	l ₁	h ₁	f	l ₂		
MSBN ^{R/L}	2525M12	● ●	25	25	150	25	22	34	SNGA1204	SNGA1207
	3225P12	● ●	32	25	170	32	22	35		
	3232P12		32	32	170	32	29	35		


* Conform to master insert which has 0.8mm corner R.

• A holder comes with two shims. An insert 7.94 mm thick can likewise be mounted by removing one shim.

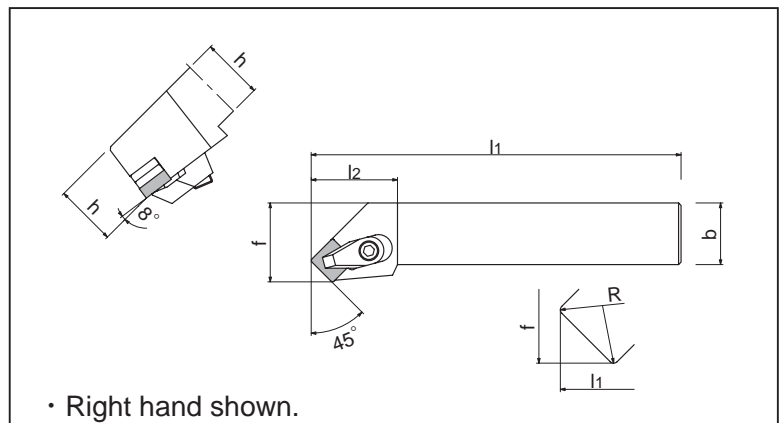
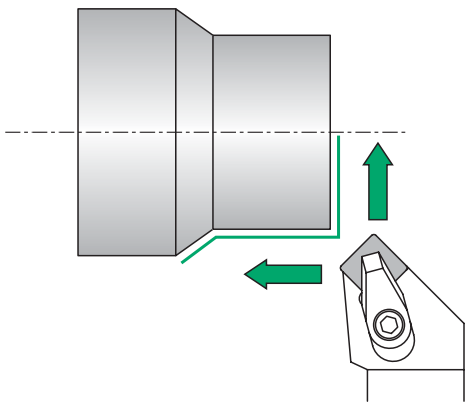
MSDN




● Holder and Applicable Inserts

Toolholder	Stock	Dimensions (mm)						Insert	
		h	b	l ₁	h ₁	f	l ₂		
MSDNN 2525M12 3225P12 3232P12	●	25	25	150	25	2.5	35	SNGA1204□	SNGA1207
	○	32	25	170	32	12.5	35		
		32	32	170	321	16.0	35		

MSSN



● Holder and Applicable Inserts

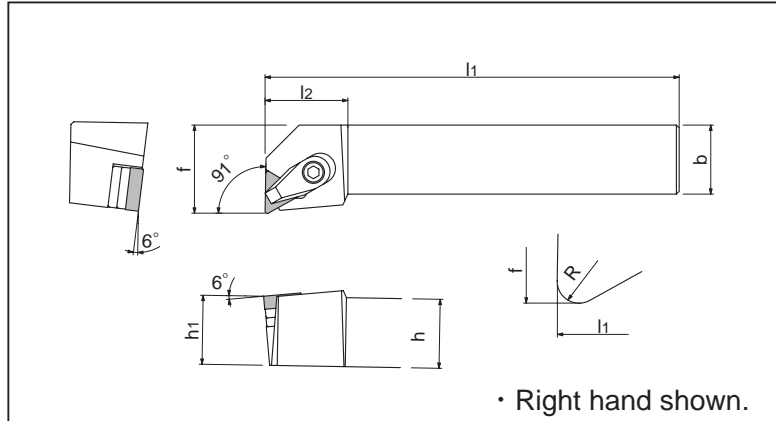
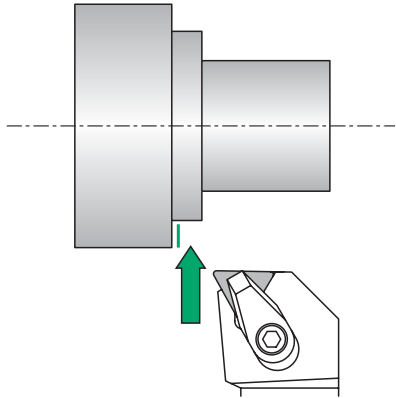
Toolholder	Stock		Dimensions (mm)						Insert	
	R	L	h	b	l ₁	h ₁	f	l ₂		
MSSN ^{R/L} 2525M12 3225P12 3232P12	●	●	25	25	150	25	32	35	SNGA1204	SNGA1207
		●	32	25	170	32	32	35		
			32	32	170	32	39	35		

* Conform to master insert which has 0.8mm corner R.

• A holder comes with two shims. An insert 7.94 mm thick can likewise be mounted by removing one shim.

Double-clamp Tool Holder

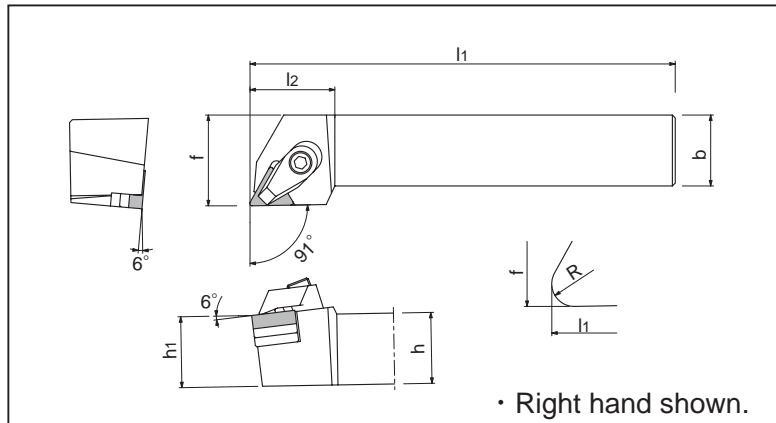
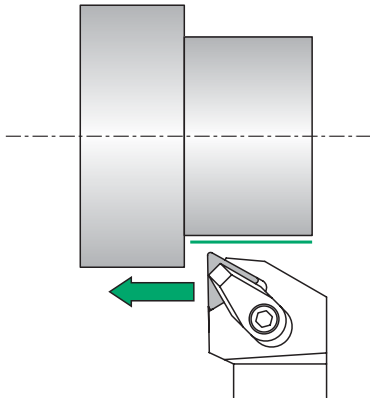
MTFN



• Holder and Applicable Inserts

Toolholder	Stock	Dimensions (mm)							Insert		
		R	L	h	b	l ₁	h ₁	f	l ₂		
MTFN ^{R/L}	2525M16	●	●	25	25	150	25	32	30	TNGA1604	TNGA1607
	3225P16			32	25	170	32	32	30		
	3232P16			32	32	170	32	39	30		

MTGN



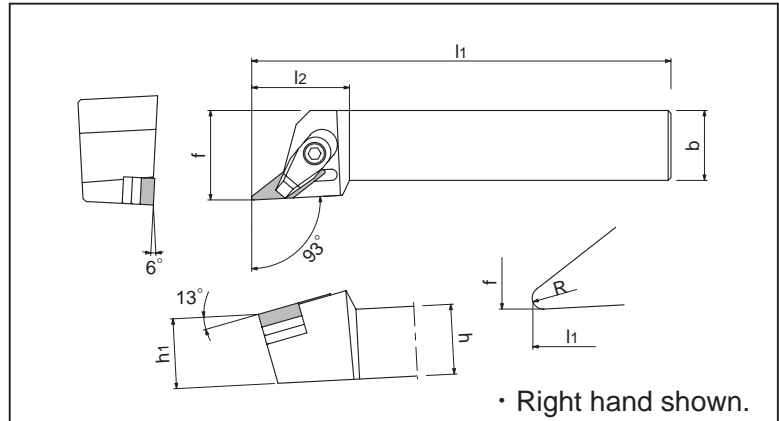
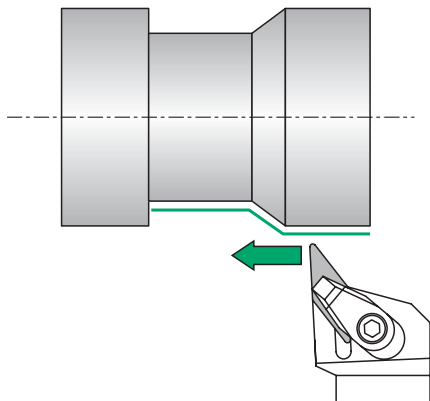
• Holder and Applicable Inserts

Toolholder	Stock	Dimensions (mm)							Insert		
		R	L	h	b	l ₁	h ₁	f	l ₂		
MTGN ^{R/L}	2525M16	●	●	25	25	150	25	32	30	TNGA1604	TNGA1607
	3225P16	●		32	25	170	32	32	30		
	3232P16			32	32	170	32	39	30		

* Conform to master insert which has 0.8mm corner R.

• A holder comes with two shims. An insert 7.94 mm thick can likewise be mounted by removing one shim.

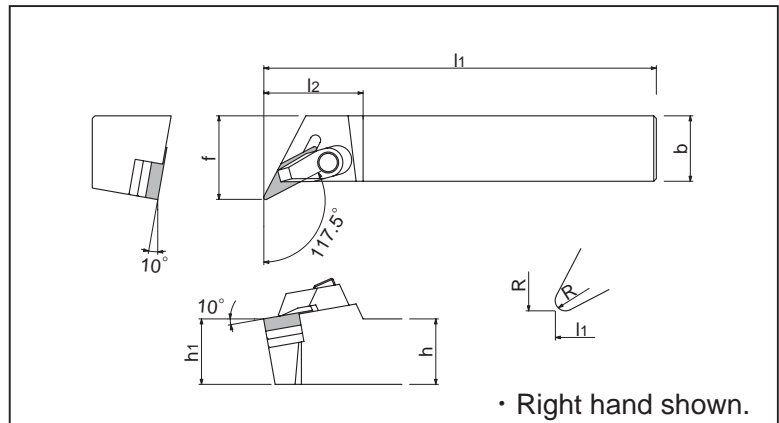
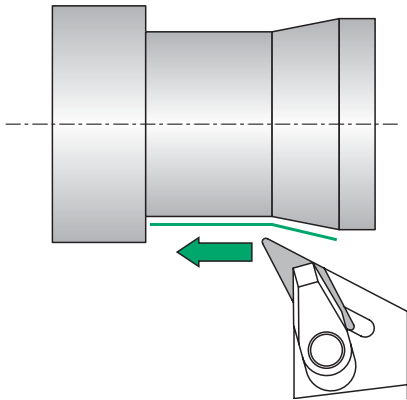
MVJN



● Holder and Applicable Inserts

Toolholder	Stock		Dimensions (mm)						Insert	
	R	L	h	b	l ₁	h ₁	f	l ₂		
MVJN ^{R/L} 2525M16	●	●	25	25	150	25	32	35		
3225P16			32	25	170	32	32	35		
3232P16			32	32	170	32	39	35		

MVQN



● Holder and Applicable Inserts

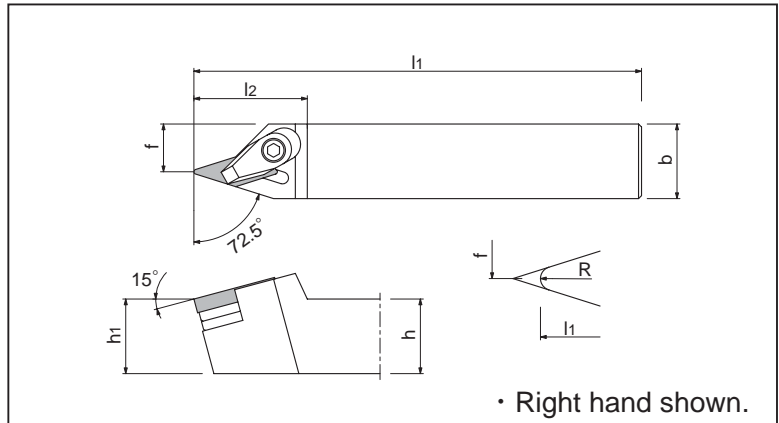
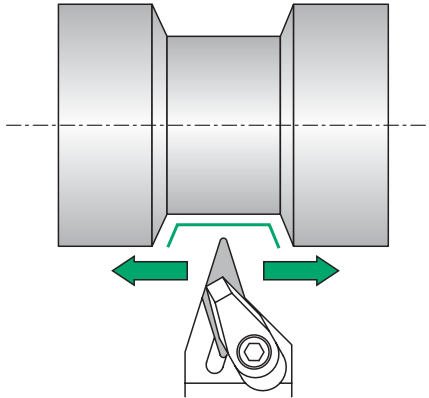
Toolholder	Stock		Dimensions (mm)						Insert	
	R	L	h	b	l ₁	h ₁	f	l ₂		
MVQN ^{R/L} 2525M16	●	●	25	25	150	25	32	38		
3225P16	●		32	25	170	32	32	38		
3232P16			32	32	170	32	39	38		

* Conform to master insert which has 0.8mm corner R.


• A holder comes with two shims. An insert 7.94 mm thick can likewise be mounted by removing one shim.

Double-clamp Tool Holder

MVVN









● Holder and Applicable Inserts

Toolholder	Stock		Dimensions (mm)						Insert	
	R	L	h	b	l ₁	h ₁	f	l ₂		
MVVN ^{R/L} 2525M16	●	●	25	25	150	25	16	38	VNGA1604	VNGA1607
3225P16			32	25	170	32	16	38		
3232P16			32	32	170	32	23	38		

* Conform to master insert which has 0.8mm corner R.

· A holder comes with two shims. An insert 7.94 mm thick can likewise be mounted by removing one shim sheet.

● Parts

Parts	Clamp	Clamping screw	Shim	Shim screw	Wrench
					
MCBN	CW8PC *(CW8NC)	WS0830	ACN422	M3 × 12	LW-4
MCLN					
MDJN			ADN422		
MDPN					
MDQN					
MSBN			ASN423		
MSDN					
MSSN					
MTFN			ATN323		
MTGN					
MVJN			AVN322		
MVQN					
MVVN					

* For inserts without hole use clamp CW8NC.